

Seamless

Object Oriented CMS

ESUG 2016

Georg Heeg eK

Georg Heeg & Karsten Kusche

Motivation



[Kinderkategorie St. Anna](#)
[Schwerpunkte](#)
[Das Team](#)
[Archiv](#)
[Tageskalender](#)
[Impressionen](#)
[Links](#)

Willkommen auf der Internetseite von St. Anna Köthen



Wir, die katholische Kinderkategorie St. Anna, gehören zu den über 32 Kindergruppen in katholischer Trägerschaft im Bistum Magdeburg.
 Unsere Konzepte sind geprägt vom christlichen Leben. Dieses bildet die Basis der ganzheitlichen Bildung und Förderung der uns anvertrauten Kinder, Kinder und Familien, gleich welcher Herkunft, Nationalität, sozialer Schicht, Religion oder Kultur sind in unserer katholischen Kinderkategorie als einmündig, eigenständige Persönlichkeiten herzlich willkommen.
 Die Kinderkategorie St. Anna wurde im Jahr 2004 etabliert und 2010 grundlegend erweitert. Wir haben inzwischen eine Kapazität von 110 Kindern im Alter von 3 Jahren bis zum Schulanfang.
 Die Kinder werden in 5 Gruppen betreut. Hierbei handelt es sich um zwei Kleingruppen mit Jungen und Mädchen von 3-5 Jahren, sowie 3 Gruppen der 3-6 Jährigen. Außerdem sind unsere Angebote und Projekte teilweise gruppenübergreifend.

Annette Ake
 Leiterin der katholischen Kinderkategorie St. Anna

Aktuelles
 • Pfarzialität der KfG, am 26.07.2016
 • Appell an die KfG
www.st-anna-koethen.de



Start

- Pfarrei
- Gottesdienst-Vermeldungen
- Einrichtungen
- Angebote
- Katholisch werden/Sakramente
- Gemeinden der Pfarrei
- Christliche Partner

Herzlich Willkommen auf der Internetseite von St. Maria Köthen

Frauenpower im August
 (Der Monat August ist Marien-Monat)
 Es soll mal jemand sagen, die Frauen hätten in der Kirche nichts zu melden. Dabei steht eine Frau ganz hoch im Kurs, die alle Frauen dieser Welt repräsentiert. Wir verehren sie als die Mutter Jesu. Und da Jesus der Christus ist, der Sohn Gottes, trägt sie auch den Ehrentitel „Gottesmutter“. Sie ahnen schon, es handelt sich um Maria, dieses unbekannte junge Mädchen aus Nazaret, von dem noch heute alle Welt spricht, weil sie zu Gottes Plan mit ihr „Ja“ gesagt hat.
 Von dieser Frau ist in jeder heiligen Messe die Rede. Im Gebet „Engel des Herrn“ und im Rosenkranz kommt sie vor. Und drei ganze Monate sind ihr gewidmet: der Mai, geprägt durch die Maiandachten, der August, in den eines der größten Marienfeste fällt – der 15. August, ihre ganzheitliche Aufnahme in den Himmel – und der Oktober, der durch die



Altarbild - Madonna & Foligno

...bitte weiterlesen... >>

- Bildergalerie der Pfarrei
- Glockengeläut v. St. Maria
- Stundengebet
- Tagesimpuls
- Dem Jahr 2017 entgegen

Höhepunkte
 Bistumswallfahrt zur Huisburg
Sonntag, 4. September 2016
Vom Evangelium ergriffen
 Bistumswallfahrt zur Huisburg

Termine
 • aktueller Jahresplan, Stand 02.08.2016
 • Wochentermine 07. bis 14. August 2016

Tag	Termin	Thema
SAMSTAG 13. August 2016	19. Woche im Jahreskreis	
St. Maria Köthen	18.00	HL. Messe: f. Margarete Probst zum 70. u. Tochter Viviana Mertens zum 40. Geb.
Herz Jesu Cöthenburg	18.00	HL. Messe: +Elfiade Neuhäuser
SONNTAG 14. August 2016	25. SONNTAG im Jahreskreis	Kollekte für soziale Notfälle
St. Michael Eddritz	08.00	HL. Messe: für die Pfarrei
St. Maria Köthen	18.00	HL. Messe: ++Marie u. Rudolf Defee zum Schuljahresbeginn mit Segnung der Schüler
St. Maria Köthen	17.00	Vesper

Tag des offenen Desks
ST. MARIA HIMMELFAHRT KÖTHEN (ANHALT)
SONNTAG 11. SEPTEMBER 2016
 10.00 HEILIGE MESSE mit Ordensschwwestern aus Rhodde (Benediktinerinnen) und dem Kirchenchor der Pfarrei
 11.00 – 18.00 OFFENE KIRCHE



[St. Elisabeth](#)
[Wir über uns](#)
[Das Team](#)
[Bildergalerie](#)
[Links/Downloads](#)
[Start](#)

Herzlich Willkommen auf der Internetseite vom Seniorenpflegheim „St. Elisabeth“ Köthen

Träger unserer Pflegeeinrichtung ist die kath. Pfarrei St. Maria Köthen. Aus diesem Zusammenhang heraus entsteht unser christliches Berufsethos, das wir als Dienst des Menschen am Menschen begreifen.
 Unser Haus bietet neuen Lebensraum für 120 ältere und pflegebedürftige Menschen, die auf fachliche Betreuung angewiesen sind. Dabei vertrauen wir das Konzept einer ganzheitlichen, aktivierenden Pflege, dem Selbstbewusstsein und eine gewisse Unabhängigkeit erhalten bilden.
 Gegliedert in Wohnbereiche, hat das Pflegeheim 42 Einzel- und 39 Doppelzimmer. Es gibt eigene Außenplätze und Beschäftigungsräume.
 Eine fachliche Pflege, deren Ziel die Erhaltung und/oder Wiederherstellung der Fähigkeiten und Kräfte der Bewohner ist, wird gewährleistet. Ergänzend dazu steht die individuelle Betreuung stets als zentrale Aufgabe.
 Unser Motto ist: „Jahr können nicht mehr Lebenszeit hinzufügen, aber der verbleibenden Zeit mehr Leben schenken.“

Veranstaltungen
 13.07.2016 "Hut um die Erbsen"
 15.08.2016 Sommerfest
 21.08.2016 Weinfest
 Unser Pfleger Aufnahmearbeit
Berufungsstellen:
 • Auszubildende Praktikanten

HTML Tools

- Text-Editor
- FrontPage
- Dreamweaver

Seaside

The screenshot shows the Seaside IDE interface. The title bar reads "WADispatcherBrowser > renderHeadingOn: (Seaside)". The menu bar includes "Browser", "Edit", "Find", "View", "History", "Package", "Class", "Protocol", "Method", "Tools", and "Help". A toolbar contains navigation icons and a search box with "brows" entered. Below the toolbar are four panes: "Package", "Class", "Instance", and "Instance Variable".

Package	Class	Instance	Class	Shared Variable	Instance Variable
Seaside-HTML5	WACacheCreator	1	initialization		handlers
Seaside-HTML5	WADispatcherBrowser	2	updating		initializeOn:
Seaside-HTML5	WADispatcherBrowser	2	updating		initialRequest:
Seaside-HTML5	WADispatcherBrowser	2	updating		lookupHandler
Seaside-HTML5	WADispatcherBrowser	2	updating		openHandler:
Seaside-HTML5	WADispatcherBrowser	2	updating		renderContentOn:
Seaside-HTML5	WADispatcherBrowser	2	updating		renderDispatcherOn:
Seaside-HTML5	WADispatcherBrowser	2	updating		renderHeadingOn:

The "Source" pane shows the following code for the `renderHeadingOn: html` method:

```
renderHeadingOn: html
  html heading class: 'logo'; with: [
    html anchor
      url: (WUrl new
          host: 'www.seaside.st';
          yourself);
      with: 'Seaside' ].
  html heading class: 'title'; with: [
    html anchor
      url: self dispatcher url;
      with: self title ]
```

The status bar at the bottom indicates "Method: #renderHeadingOn: (rendering)" and "Package: Seaside-Tools-Web".

seaBreeze

The screenshot displays the seaBreeze Browser web application. The browser's address bar shows "SeaBreeze.SBBrowser" and the locale is set to "-".

Webelement palette: Includes tabs for Text, Form, Basic, Adv, Bs, Field, Media, Table, and Xtra. The active tab is "Text", showing icons for Bold (B), Italic (I), Underline (U), Text Color (A), and Background Color (A).

Webstructure: A tree view showing the page's structure. The main content area is under "Body" > "SBDiv3" > "SBDiv6" > "SBDiv7" > "SBBHeading1".

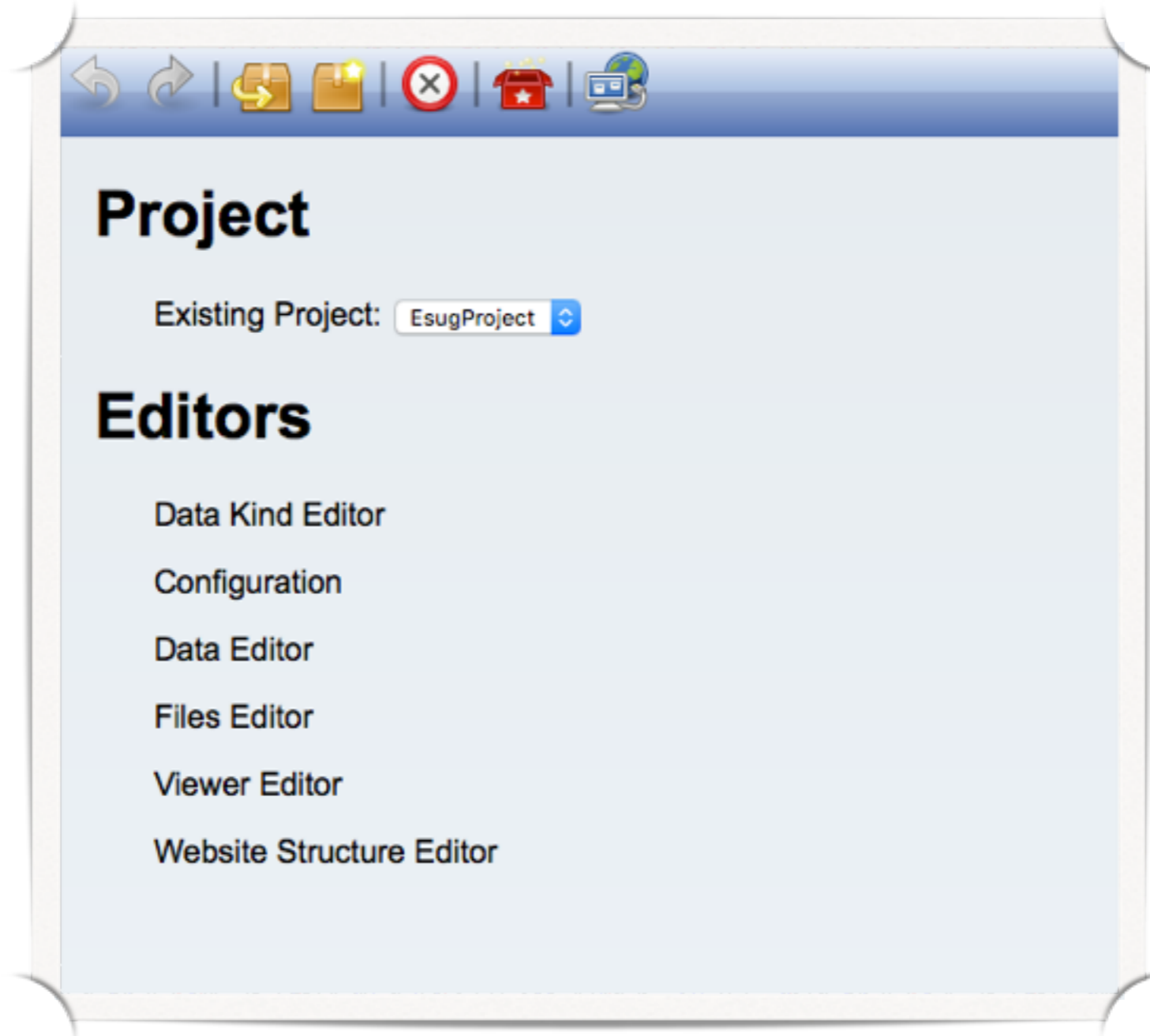
Properties: Head: A panel for configuring the page's appearance. It includes a "Basic" tab and options for "Colorscheme XML" (File: - select a file -), "Library" (SBBrowserFiles), "Add File" (Datei auswählen: Keine ausgewählt), and "Upload". A link "Create new scheme" points to "Visit ColorSchemeDesigner.com".

Main Content Area: Displays the title "seaBreeze Browser" and two buttons: "Documentation" and "Classic Seaside Browser". Below this is a form with a checked checkbox and the text "<^name> <^description>". A blue "+" button is to the right. Below the form is a search bar containing "<^name>" and a dropdown menu with "Open", "Edit", "Files", "Config", and "Delete". To the right of the search bar is the text "<^statusText>".

Divide and Conquer

- Clearly separate responsibilities
- Information
- Design
- Structure

SeaMS



SeaMS

The screenshot displays the SeaMS web editor interface. At the top, a blue header bar contains the text 'EsugProject' and a language selector set to 'de'. Below the header, the interface is divided into several sections:

- Article:** A list of menu items: 'About [DE, EN]', 'Contact us [DE, EN]', 'Multiple Menus [DE, EN]', and 'Welcome to SeaMS [DE, EN]'.
- Attributes:** A form for defining article metadata:
 - description:** Text input field containing 'About'.
 - IdString:** A checkbox labeled 'based on description' is checked. Below it is a text input field containing '_101_About'.
 - Author:** An empty text input field.
 - Creation Date:** Text input field containing '12. August 2016'.
 - Creation Time:** Text input field containing '11:28:48'.
 - Picture:** A dropdown menu currently showing a hyphen '-'.
 - Title:** Text input field containing 'Über uns'.
- Styled Attributes:** A section for content styling, featuring a toolbar with menus for 'File', 'Edit', 'Insert', 'View', 'Format', 'Table', and 'Tools'. The 'Format' menu is expanded, showing options for 'Paragraph', 'Font Family', and 'Font Sizes'. Below the toolbar, a text area contains the following German text:

Diese Webseite wurde mit SeaMS erstellt. Es enthält ein Navigations-Menü und Inhalte in einem separaten Menü.
Die Seite definiert Inhalt durch konfigurierbare Objekte, die in verschiedener Art und Weise dargestellt werden können.
Darüberhinaus kann die Struktur der Webseite unabhängig vom Inhalt konfiguriert werden.

SeaMS

The screenshot shows the SeaMS application editor interface for a project named "EsugProject". The interface is divided into a left-hand tree view and a right-hand configuration panel.

Tree View (Left):

- Welcome to SeaMS [Root] — ArticleViewer
- (- [NavBar])
 - Contact us — ArticleViewer
 - About — ArticleViewer
- (Languages)
- My Website
- Usage
 - Gallery1 — GalleryViewer
 - Multiple Menus — ArticleViewer

Configuration Panel (Right):

Root Node

Represented Object: Article | Welcome to SeaMS

Viewer Component: Article - Single Objects | ArticleViewer

Menu Name: Root

Automatically Assign ID:

Visible in Menu:

SeaMS

MyWebsite powered by SeaMS



[Contact us](#)

[About](#)

[Welcome to SeaMS](#)

[Usage](#)

[Gallery1](#)

[Multiple Menus](#)

Welcome to SeaMS

Georg Heeg @ August 12, 2016 - 11:25:28 AM

This is the first website

© 2016 - Myself

Too Naïf

- Usability was very low
- Single User
- Too many shortcuts
- Menu and Website Structure
- Single Object per Page

Seamless

Tools

ExcursionGang [De] Is Template

Structure

Search

- Excursion Gang
 - Excursions
 - Italy
 - New York
 - Shanghai
 - Edit

Resources

Search

- Resource Library
 - Viewers
 - MainPageViewer
 - With Picture
 - Article Viewer
 - Excursion Images
 - italy.jpg
 - pexels-photo.jpg
 - pexels-photo-47426.jpeg
 - Excursions
 - Italy
 - New York
 - Shanghai
 - Internal
 - Excursion
 - Article
 - Main Menu
 - CustomStyle.css
 - BackgroundCover.jpg
 - Articles
 - Welcome
 - Friends.jpg
 - bootstrap-3.3.7-dist.zip


Inspector

italy.jpg (Image)

Name: italy.jpg

Description:

Preview



Information: Size: 882,72 KiB Type: jpeg Extent: 1920x1200

Unified UI

Tools

ExcursionGang [De] Is Template

Structure

Search

- Excursion Gang
 - Excursions
 - Italy
 - New York
 - Shanghai
 - Edit

Resources

Search

- Resource Library
 - Viewers
 - MainPageViewer
 - With Picture
 - Article Viewer
 - Excursion Images
 - italy.jpg
 - pexels-photo.jpg
 - pexels-photo-47426.jpeg
 - Excursions
 - Italy
 - New York
 - Shanghai
 - Internal
 - Excursion
 - Article
 - Main Menu
 - CustomStyle.css
 - BackgroundCover.jpg
 - Articles
 - Welcome
 - Friends.jpg
 - bootstrap-3.3.7-dist.zip


Inspector

italy.jpg (Image)

Name: italy.jpg

Description:

Preview



Information: Size: 882,72 KiB Type: jpeg Extent: 1920x1200

Models

The screenshot displays a web development IDE interface with three main panels: Tools, Structure/Resources, and Inspector.

Tools Panel: Shows the project name 'ExcursionGang', a '[De]' button, a refresh icon, and an 'Is Template' checkbox.

Structure Panel: Displays the project hierarchy under 'Excursion Gang':

- Excursion Gang
 - Excursions
 - Italy
 - New York
 - Shanghai
 - Edit
 - About

Resources Panel: Shows a 'Resource Library' with the following structure:

- Resource Library
 - Viewers
 - MainPageViewer
 - With Picture
 - Article Viewer
 - Excursion Images
 - italy.jpg
 - pexels-photo.jpg
 - pexels-photo-47426.jpeg
 - Friends.jpg
 - Excursions
 - Italy
 - New York
 - Shanghai
 - Internal
 - Excursion**
 - Article
 - Main Menu
 - CustomStyle.css
 - BackgroundCover.jpg
 - Articles
 - Welcome
 - How to Find Us
 - bootstrap-3.3.7-dist.zip

Inspector Panel: Shows the configuration for the selected 'Excursion (Model)':

- Name: Excursion
- Description: (empty)
- Icon: Airplane
- name: String (with list, undo, and delete icons)
- image: Image (with list, undo, and delete icons)
- content: Styled Text (with list, undo, and delete icons)

Objects

The screenshot displays a web development tool interface with three main panels: Tools, Structure/Resources, and Inspector.

- Tools Panel:** Shows the project name "ExcursionGang", a language dropdown set to "[De]", and a "Is Template" checkbox.
- Structure Panel:** Displays a tree view of the project structure under "Excursion Gang". It includes "Excursions" (Italy, New York, Shanghai), "Edit", and "About".
- Resources Panel:** Shows a "Resource Library" containing folders for "Viewers" (MainPageViewer, With Picture, Article Viewer), "Excursion Images" (italy.jpg, pexels-photo.jpg, pexels-photo-47426.jpeg, Friends.jpg), "Excursions" (Italy, New York, Shanghai), "Internal" (Excursion, Article, Main Menu, CustomStyle.css, BackgroundCover.jpg), and "Articles" (Welcome, How to Find Us). A "bootstrap-3.3.7-dist.zip" file is also listed.
- Inspector Panel:** Focuses on the "Italy (Excursion)" object. It shows properties: "name" is "Italy" and "image" is "italy.jpg". A small thumbnail of a coastal scene is visible. Below the properties is a rich text editor with a toolbar (bold, italic, underline, strikethrough, font family, font sizes, text color, background color, link, unlink, list, link list, unlink list, indent, outdent, undo, redo, help) and a text area containing the following content:

Italy (Italian: *Italia* [iˈtaːlja][ⓘ] listen[ⓘ]), officially the **Italian Republic** (Italian: *Repubblica Italiana*), is a unitary parliamentary republic in Europe. Italy covers an area of 301,338 km² (116,347 sq mi) and has a largely temperate seasonal climate or Mediterranean climate; due to its shape, it is often referred to in Italy as *lo Stivale* (the **Boot**). With 61 million inhabitants, it is the third most populous EU member state. Located in the heart of the Mediterranean Sea, Italy shares open land borders with France, Switzerland, Austria, Slovenia, San Marino and Vatican City.

Since classical times, ancient Phoenicians and Greeks, Etruscans, and Celts have inhabited the south, centre and north of the Italian Peninsula respectively, with various Italic peoples dispersed throughout Italy alongside other ancient Italian tribes and Greek, Carthaginian, and Phoenician colonies. The Italic tribe known as the Latins formed the Roman Kingdom, which eventually spread throughout Italy, assimilating and conquering other nearby civilizations and forming the Roman Republic. Rome ultimately emerged as the dominant power, conquering much of the ancient world and becoming the leading cultural, political, and religious centre of Western civilisation. The legacy of the Roman Empire is widespread and can be observed in the global distribution of civilian law, republican governments, Christianity and the Latin script.

During the Middle Ages, Italy suffered sociopolitical collapse amid calamitous barbarian invasions, but by the 11th century, numerous rival city-states and maritime republics rose to great prosperity through shipping, commerce, and banking, and even laid the groundwork for capitalism. These independent city-states and regional republics, acting as Europe's main port of entry for

Viewers

The screenshot displays a web development tool interface with the following sections:

- Navigation:** Home, back, forward, refresh, and other navigation icons. The current page is identified as 'MainPageViewer' and the locale is set to '-'.
Webelement palette: Contains tabs for 'Text', 'Basic', 'Adv', 'Field', 'Media', 'Table', and 'Xtra'. Below the tabs are various text and layout icons, including 'H1', 'TXT', and 'TXT'.
- Webstructure:** A tree view showing the page structure:
 - Head
 - Body
 - CMSDiv1
 - CMSDiv2
 - CMSMenu1 (highlighted)
 - CMSDiv3
 - CMSSubComponent1

- Properties: CMSMenu1:** A panel for editing the selected component's properties, with tabs for 'Basic', 'CSS', 'Layout', 'User Interaction', 'jQuery', 'Adv.', and 'Data'.
- Attributes:**
 - ID: CMSMenu1
 - CSS class: nav navbar-nav
 - Supplied by Application:
- Others:**
 - Aspect: menu
- Viewer Content:** The main area shows a list item:
- '<^menu>' Below it, the subcomponent is identified as:
- SubComponent: #<^contentViewer>

Viewers

The screenshot displays a web development IDE interface with three main panels: Tools, Structure, and Resources, and an Inspector panel on the right.

- Tools Panel:** Shows the current project name "ExcursionGang", a "[De]" button, a refresh icon, and a checkbox labeled "is Template".
- Structure Panel:** Displays a tree view of the project structure. The "Excursion Gang" folder is expanded, showing sub-folders for "Excursions" (containing "Italy", "New York", and "Shanghai"), "Edit", and "About".
- Resources Panel:** Shows a tree view of the project's resources. The "Resource Library" folder is expanded, showing sub-folders for "Viewers" (containing "MainPageViewer", "With Picture", and "Article Viewer"), "Excursion Images" (containing "italy.jpg", "pexels-photo.jpg", "pexels-photo-47426.jpeg", and "Friends.jpg"), "Excursions" (containing "Italy", "New York", and "Shanghai"), "Internal" (containing "Excursion", "Article", "Main Menu", "CustomStyle.css", and "BackgroundCover.jpg"), "Articles" (containing "Welcome" and "How to Find Us"), and "bootstrap-3.3.7-dist.zip".
- Inspector Panel:** Shows the details for the selected "MainPageViewer (Viewer)". The "Name" field is set to "MainPageViewer". The "Description" field is empty. Below the description, the "MainPageViewer" is expanded to show its components: "CMSMenu1.aspect > menu" and "CMSSubComponent1.aspect > contentViewer".

Web Pages

The screenshot displays a web development IDE interface for a project named 'ExcursionGang'. The interface is divided into several panels:

- Tools:** Located at the top left, it includes a home icon, the project name 'ExcursionGang', a language dropdown set to '[De]', a refresh icon, and a checkbox for 'is Template'.
- Structure:** A tree view on the left showing the project hierarchy. It includes 'Excursion Gang' (selected), 'Excursions' (with sub-items 'Italy', 'New York', 'Shanghai'), and an 'Edit' option.
- Resources:** A tree view in the middle showing the project's resource library. It includes folders for 'Viewers' (MainPageViewer, With Picture, Article Viewer), 'Excursion Images' (Italy.jpg, pexels-photo.jpg, pexels-photo-47426.jpeg), 'Excursions' (Italy, New York, Shanghai), 'Internal' (Excursion, Article, Main Menu, CustomStyle.css, BackgroundCover.jpg), and 'Articles' (Welcome, Friends.jpg). A 'bootstrap-3.3.7-dist.zip' file is also listed.
- Inspector:** A panel on the right showing the properties of the selected 'Excursion Gang (Web Page)'. It includes fields for Name, Description, Local URL, Default Language, Public URL, and fav-icon. Below these are sections for 'linked File' (bootstrap.min.css, bootstrap-theme.min.css, bootstrap.min.js, CustomStyle.css) and a 'Viewer' section showing a tree of components like MainPageViewer, Main Menu, Article Viewer, Welcome, Article.title, and Article.content.

Configuration Inheritance

The screenshot displays a web development tool interface with three main panels: Tools, Structure/Resources, and Inspector.

Tools Panel: Shows the project name "ExcursionGang", a "[De]" button, a refresh icon, and an "Is Template" checkbox.

Structure Panel: Displays a tree view of the project structure. Under "Excursion Gang", there is an "Excursions" folder containing "Italy", "New York", and "Shanghai". Below this are "Edit" and "About" options.

Resources Panel: Shows a "Resource Library" with folders for "Viewers", "Excursion Images", "Excursions", "Internal", and "Articles". The "Articles" folder contains "Welcome" and "How to Find".

Inspector Panel: Shows the configuration for a "New Webpage (Web Page)". The "Name" field is "About", the "Description" field is empty, and the "uriName" field is checked and set to "About". The "Local URL" is "http://desktop-2qhr6f9:7777/ExcursionGang/About". The "Viewer" is "MainPageViewer", the "Menu" is "Main Menu", the "Content Viewer" is "Article Viewer", and the "Article" is "How to Find". The "Heading" is "Article.title" and the "Content" is "Article.content".

Serial Web Pages

The screenshot displays a web development IDE interface for a project named 'ExcursionGang'. The interface is divided into several panels:

- Tools:** Located at the top left, it shows the project name 'ExcursionGang', a '[De]' button, a refresh icon, and a checkbox for 'Is Template'.
- Structure:** A tree view on the left showing the project hierarchy. It includes 'Excursion Gang', 'Excursions' (with sub-items 'Italy', 'New York', 'Shanghai', and 'Edit'), and 'Resource Library'.
- Resources:** A tree view on the right showing the project's assets. It includes 'Resource Library', 'Viewers' (MainPageViewer, With Picture, Article Viewer), 'Excursion Images' (italy.jpg, pexels-photo.jpg, pexels-photo-47426.jpeg), 'Excursions' (Italy, New York, Shanghai), 'Internal' (Excursion, Article, Main Menu, CustomStyle.css, BackgroundCover.jpg), and 'Articles' (Welcome, Friends.jpg, bootstrap-3.3.7-dist.zip).
- Inspector:** A panel on the right showing the properties of the selected 'Excursions (Self-replicating Page)'. It includes fields for Name, Description, urlName, Local URL, Folder, and Page names. Below these are a list of components: Viewer (MainPageViewer), menu (Main Menu), contentView (With Picture), and object (Placeholder). The Placeholder contains an image (Excursion.image), a heading (Excursion.name), and content (Excursion.content).

Authoring Pages

The screenshot displays an authoring tool interface with three main panels: Tools, Structure/Resources, and Inspector.

- Tools Panel:** Contains a home icon, a text input field with "ExcursionGang", a "[De]" button, a refresh icon, and a checkbox labeled "Is Template".
- Structure Panel:** Features a search bar and a tree view under "Excursion Gang". The tree includes "Excursions" with sub-items "Italy", "New York", and "Shanghai", and an "Edit" button.
- Resources Panel:** Features a search bar and a tree view under "Resource Library". It lists folders like "Viewers", "Excursion Images", "Excursions", "Internal", and "Articles", along with various files such as "MainPageViewer", "italy.jpg", "pexels-photo.jpg", "BackgroundCover.jpg", and "bootstrap-3.3.7-dist.zip".
- Inspector Panel:** Titled "Inspector", it shows "Edit (Authoring Page)" and various fields:
 - Name:** Edit
 - Description:** (empty)
 - urlName:** Edit (checked)
 - Local URL:** http://desktop-2qhr6f9:7777/ExcursionGang/Edit
 - Username:** joe
 - Password:** doe
 - Articles:** Article (with a red X)
 - Excursion Images:** Image (with a red X)
 - Excursions:** Excursion (with a red X)

Authoring Editor

The screenshot displays the Authoring Editor interface, which is divided into several sections:

- Tools:** Located at the top left, it contains two icons: a home icon (H) and a refresh icon (G).
- Resources:** Located below the Tools section, it features a search bar with a plus icon, a minus icon, and a search input field containing the text "Search".
- File Tree:** A hierarchical list of resources is shown on the left side of the Resources section:
 - ▼ Editable Content
 - ▼ Articles
 - Welcome
 - Friends.jpg
 - ▼ Excursion Images
 - italy.jpg**
 - pexels-photo.jpg
 - pexels-photo-47426.jpeg
 - ▼ Excursions
 - Italy
 - New York
 - Shanghai
- Inspector:** Located on the right side, it displays the selected file "italy.jpg (Image)". It includes:
 - Name:** A text input field containing "italy.jpg".
 - Description:** An empty text input field.
 - Preview:** A small thumbnail image of a coastal town built on a cliffside, overlooking the sea.
 - Information:** A section showing file details: "Size: 882,72 KiB Type: jpeg Extent: 1920x1200".

Js&Css Library Integration

The screenshot displays the Visual Studio IDE interface with the following components:

- Tools:** Shows the project name "ExcursionGang", a "[De]" button, a refresh icon, and a checkbox for "is Template".
- Structure:** A tree view showing the project structure:
 - Excursion Gang
 - Excursions
 - Italy
 - New York
 - Shanghai
 - Edit
- Resources:** A tree view showing the Resource Library:
 - Resource Library
 - Viewers
 - MainPageViewer
 - With Picture
 - Article Viewer
 - Excursion Images
 - italy.jpg
 - pexels-photo.jpg
 - pexels-photo-47426.jpeg
 - Excursions
 - Italy
 - New York
 - Shanghai
 - Internal
 - Excursion
 - Article
 - Main Menu
 - CustomStyle.css
 - Articles
 - Welcome We are the Excursion Gang
 - Friends.jpg
 - bootstrap-3.3.7-dist.zip** (highlighted)
- Inspector:** Shows the selected file "bootstrap-3.3.7-dist.zip (File)" with fields for Name and Description. Below these fields is a tree view of the file's contents:
 - bootstrap-3.3.7-dist
 - css
 - bootstrap-theme.css
 - bootstrap-theme.css.map
 - bootstrap-theme.min.css
 - bootstrap-theme.min.css.map
 - bootstrap.css
 - bootstrap.css.map
 - bootstrap.min.css
 - bootstrap.min.css.map
 - fonts
 - glyphicons-halflings-regular.eot
 - glyphicons-halflings-regular.svg
 - glyphicons-halflings-regular.ttf
 - glyphicons-halflings-regular.woff
 - glyphicons-halflings-regular.woff2
 - js
 - bootstrap.js
 - bootstrap.min.js
 - npm.js

Templates

- What data? — Models
- How to display? — SeaBreeze Components, CSS
- Where to display? — Website Structure
- Initial Data — just to fill the gaps

Roles

- Template Editor
- Website Editor
- Content Provider

Goal

- Create a new Project from a Template
- Customize Data and Style
- Create End-User Editor
- Ship

Demo

- Create a new Project from a Template
- Customize Data and Style
- Create End-User Editor
- Ship

Welcome

We are the Excursion Gang, we travel a lot, because we like it.



Software Architecture

Seamless

SeaBreeze

Seaside 3.2

VisualWorks®

Namesearch

- Seamless is a temporary name
- looking for a Productname

Availability

- Commercial Product with attractive pricing



Georg Heeg AG